


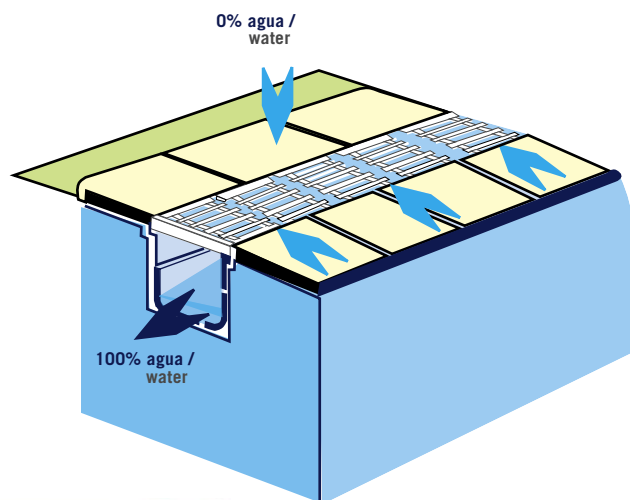
# BROOKFORGE

## Swimming Pool Overflow

### Stainless Steel Overflow Grating



STANDARD DEPTH : 35mm

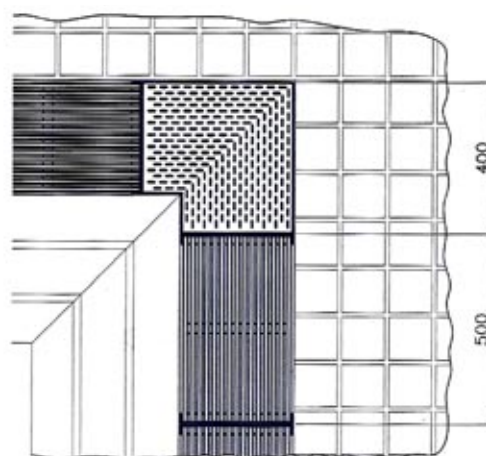
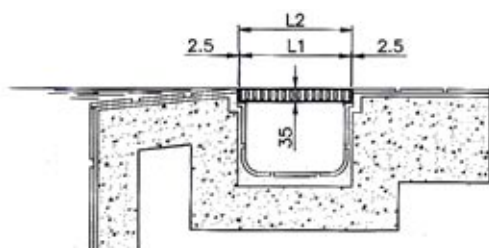


#### Parallel grating tile and 90° corner in stainless steel



Parallel grating tile in stainless steel for deck level pools. Designed to ensure the pool surround area is kept dry. A channel 5mm greater than the tile width should be constructed to ensure good seat adjustment. The straight tiles measure 500mm in length, although other lengths are available on request.


The 90° corner perfectly complements the parallel tiles and consists of a non-slip steel sheet. Available in four different sizes to suit width of parallel tiles.



Tile code	Corner code	L1	L2
32415	32729	195	200
32416	32730	245	250
32417	32731	295	300
32418	32732	345	350

Stainless steel tile 195 mm	A	32415
Stainless steel tile 245 mm	A	32416
Stainless steel tile 295 mm	A	32417
Stainless steel tile 345 mm	A	32418

Stainless steel 90° corner 195 mm	A	32729
Stainless steel 90° corner 245 mm	A	32730
Stainless steel 90° corner 295 mm	A	32731
Stainless steel 90° corner 345 mm	A	32732



[www.brookforge.co.uk](http://www.brookforge.co.uk)

Everything for your Pool & Spa

The No.1 buyers guide for all pool equipment & services